


Introduction




Welcome to the NC-SARA Webcast: 2019 Data Reporting April 4, 2019

The webcast will begin shortly.

There is no audio being broadcast at this time.

Introduction




Welcome!

- Please use the chat box for questions.
- The PowerPoint and any other resources will be available next week.
- The Webcast will be recorded and available on the NC-SARA Website.



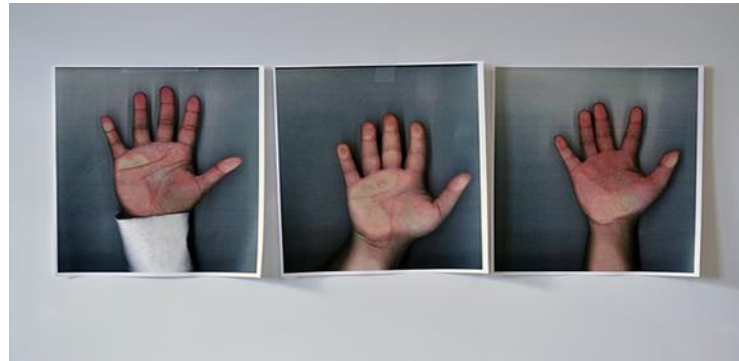

Mary Larson, M.Ed.
Associate Director
Student and Institutional
Support
NC-SARA

Introduction



2019 Data Reporting: Enrollment & Out-of-State Learning Placements

Introduction



- If you have a question during the presentation, please add your questions to the chat box.
- We will monitor the chat box throughout the presentation.
- We will have time at the end for Q&A.

Presenters



Marianne Boeke, Ph.D.

Associate Director, Policy Research
& State Support

mboeke@nc-sara.org

303-242-5037



Terri Taylor Straut, MBA

CEO & Solution Architect


Ascension Consulting Group

Terri@AscensionConsultingGroup.com

720-252-9956



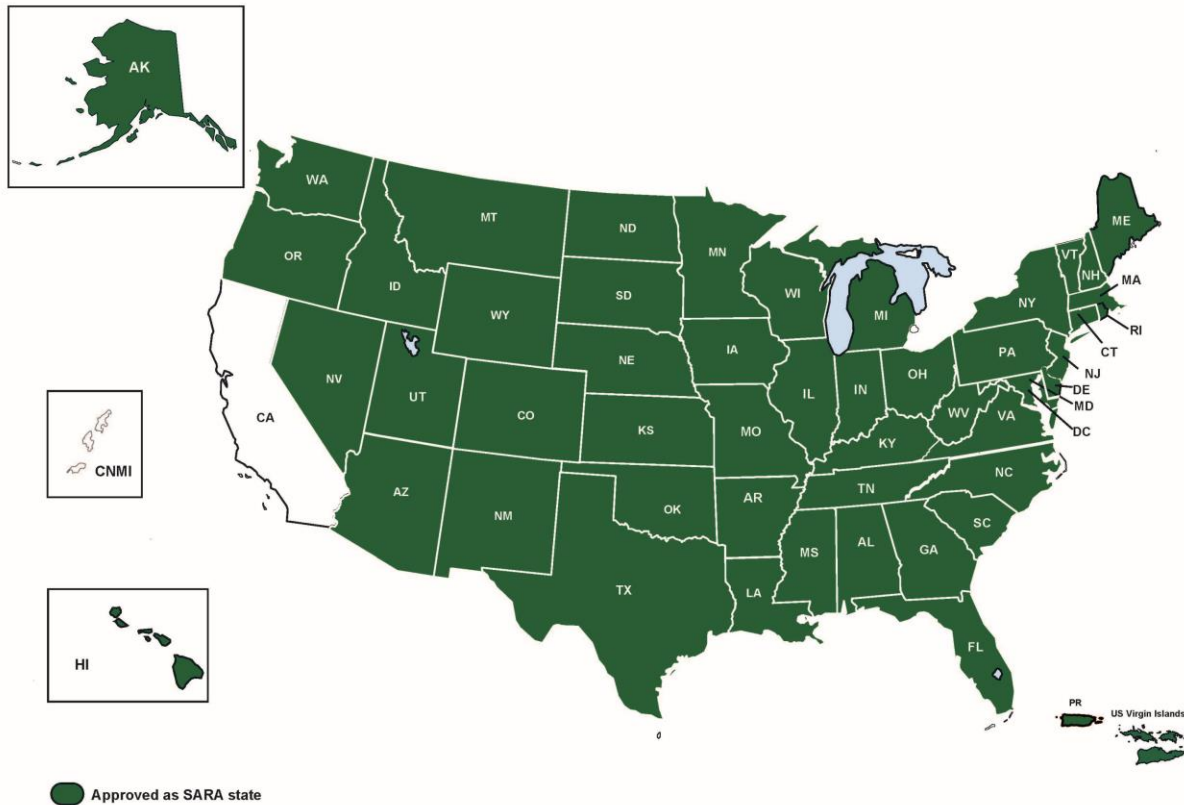

Agenda



- SARA Overview & Update.
- What's New & Notable for 2019.
- Enrollment Reporting.
- Out-of-State Learning Placement (OOSLP) Reporting.
- Frequently Asked Questions.
- Questions/Discussion.

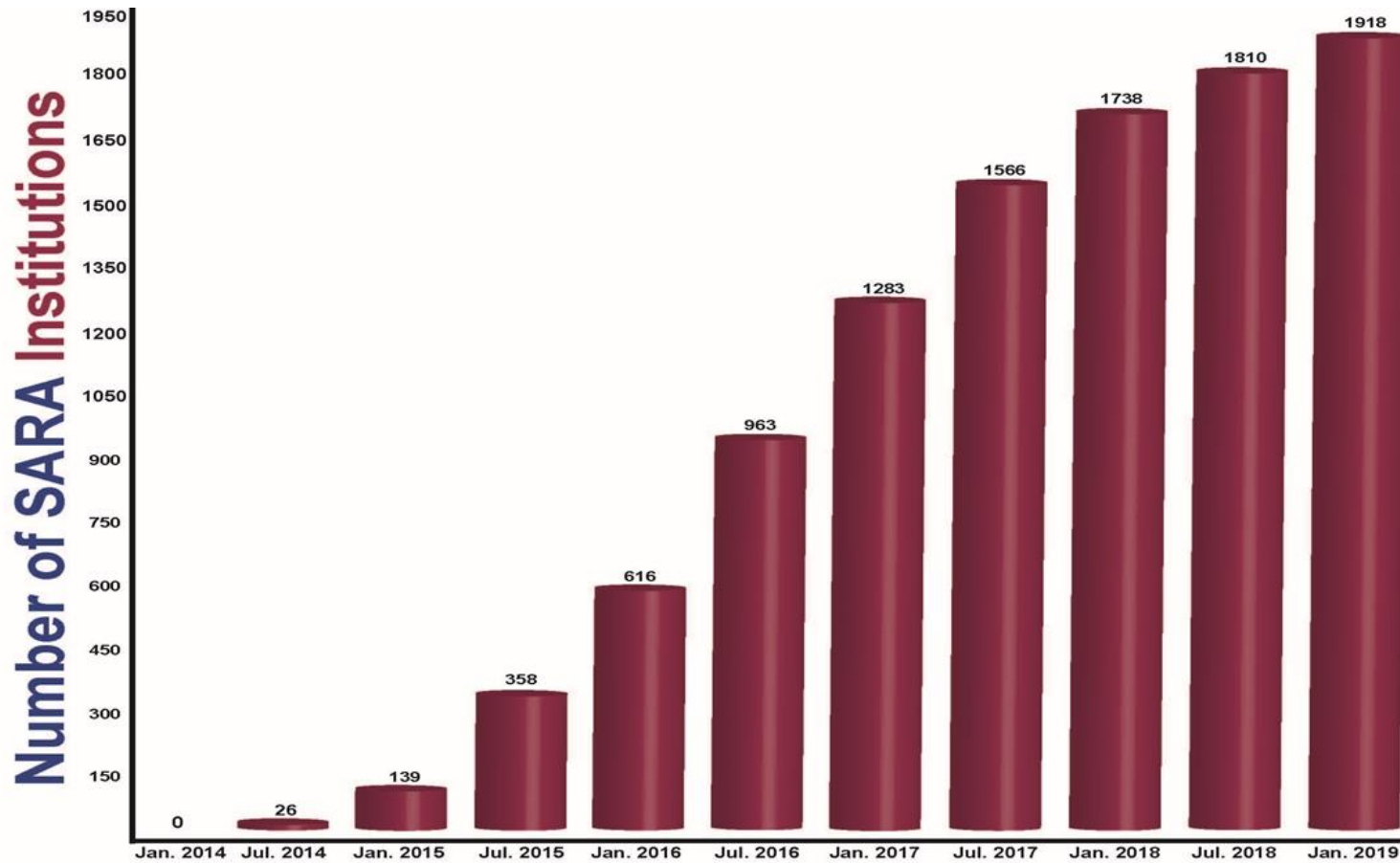
SARA Overview

The Current SARA Landscape




SARA Overview

The Current SARA Landscape



SARA DATA Overview




Why is data collection important?

- **Transparency:**
 - Which institutions are enrolling online students?
 - Where are those students located?
- **Measuring the impact of SARA:**
 - Now have 3 years of online enrollment data.
 - Reports on the website.



SARA DATA Overview

Enrollment



Institutions Reporting

	Number of Institutions Reporting	% Increase from Prior Year
2016	867	
2017	1,477	70.4%
2018	1,791	21.3%




Response Rate

Reported Enrollments

	Reported SARA Enrollment	Reported Non-SARA Enrollment	Reported Total Enrollment	% Change from Prior Year Total Enrollment
2016	697,618	159,685	857,303	
2017	970,548	200,177	1,170,725	36.6%
2018	1,084,008	141,014	1,225,022	4.6%

SARA DATA Overview

Enrollment




Enrollment by Sector

Sector	Reported SARA State Enrollment	Reported Non-SARA State Enrollment	Total Reported Enrollment	% of Total Reported Enrollment
Independent/For-Profit	391,802	50,387	442,189	36.1%
Private Non-Profit	456,102	51,297	507,309	41.4%
Public	236,188	39,330	275,518	22.5%
Tribal	6	-	6	0.0%
Total	1,084,008	141,014	1,225,022	100.0%

SARA DATA Overview

Out-of-State Learning Placements




Out-of-State Learning Placements:

- Clinicals/student teaching/internships.
- Voluntary for 2018 - Required for 2019.
- Important parts of many academic programs.
- Number/extent of such placements are of interest:
 - Educators
 - Practitioners
 - Licensing bodies
 - State regulators



SARA DATA Overview


Out-of-State Learning Placements



Summary:

- First-ever data gathering on this activity.
- Data is aggregated and summarized.
- 297 institutions reported student placements:
 - Institutions of all types and sizes reported.
 - 16% of SARA participating institutions reported.


THANK YOU



What's New & Notable?

- Report Enrollment from **Home State**.
- Report Out-of-State Learning Placements (OOSLP).
- Enrollment Form Includes **All Territories**.
- Use Comments Fields to Report Anomalies and/or Concerns.
- *2019 Data Reporting Handbook* provides guidance and reporting instructions.
- Reporting Window: **May 14-June 4, 2019**.


Enrollment Reporting



Three general points of guidance:

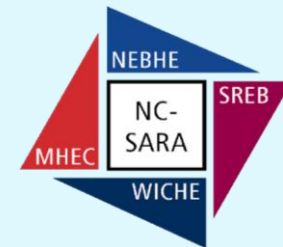
1. Report enrollments as you do to IPEDS including associated definitions, etc.;
2. Enlist the help of the person who does your institution's reporting to IPEDS (because they are intimately familiar with the world according to IPEDS'); and
3. If in doubt, use your best professional judgment, exercised within the spirit and intent of SARA.

Enrollment Reporting



Determine **Who** will coordinate reporting internally.


- All SARA contacts will receive the e-mail.
- One Link with 2 Tabs--Enrollment & OOSLP online reporting forms.



Enrollment Reporting

SARA State & Territories

Enrollments Out of State Placements

Reporting Period 

2018 - 2019

NC-SARA 2019 Annual Enrollment Reporting


Test University

[Previous](#)

SARA States Total Enrollments - 0

Alabama (AL)	Alaska (AK)	Arkansas (AR)
Arizona (AZ)	Colorado (CO)	Connecticut (CT)
District of Columbia (DC)	Delaware (DE)	Florida (FL)
Georgia (GA)	Hawaii (HI)	Idaho (ID)
Iowa (IA)	Illinois (IL)	Indiana (IN)
Kansas (KS)	Kentucky (KY)	Louisiana (LA)

Enrollment Reporting




NON-SARA States and Territories

NON-SARA States and Territories Total Enrollments: 0

American Samoa (AS) <input type="text"/>	California (CA) <input type="text"/>	Guam (GU) <input type="text"/>
Marshall Islands (MH) <input type="text"/>	Federated States of Micronesia (FM) <input type="text"/>	Northern Mariana Islands (CNMI) <input type="text"/>
Palau (PW) <input type="text"/>		

Total Online Enrollments Reported 0

Enrollment Reporting



Comments Field

Comments



Enrollment Reporting

Confirmation and Authorization

Confirmation and Authorization

* Name

* Title

* Email

OPEID

IPEDS Institution Number

* Sector


* If this report included branch campus activity select Yes below ⓘ

* I Agree
By checking this box, your institution agrees to 1) the terms noted in the published [NC-SARA Data Sharing Agreement, found here](#) and 2) I understand that by leaving a field blank I acknowledge that the value will be read as zero.

Save and Return

Save, Submit and Lock Data

Questions About Enrollment Reporting?



Out-of-State Learning Placement Reporting




Out-of-State Learning Placements Examples:

- Clinical Rotations
- Student Teaching
- Internships

Most often in health-related disciplines and Education, they are often a required part of obtaining a degree and/or license to practice a profession.


Out-of-State Learning Placement Reporting



CIP CODES

- Classification of Instructional Programs (CIP) is to provide a taxonomic scheme that supports the accurate tracking, assessment, and reporting of fields of study and program completion activity.
- NC-SARA uses the 47 two-digit CIP codes that represent program areas.

Out-of-State Learning Placement Reporting



CIP 2000: List By Program Area (2-Digit CIP)

Select a Program Area

13) Education


GO

[Clear Page](#)

EDUCATION. Instructional programs that focus on the theory and practice of learning and teaching, and related research, administrative and support services.

- 13.** **EDUCATION.** Instructional programs that focus on the theory and practice of learning and teaching, and related research, administrative and support services.
- **PSYCHOLOGY.** (Report under 42. Series)
- **SOCIAL SCIENCES.** (Report under 45. Series)
- 13.01** **Education, General.** Instructional content is defined in code 13.0101.
- 13.0101** **Education, General.** A program that focuses on the general theory and practice of learning and teaching; the basic principles of educational psychology; the art of teaching; the planning and administration of educational activities; school safety and health issues; and the social foundations of education. ([Occupational Crosswalk](#))


Out-of-State Learning Placement Reporting



Where are these numbers kept on campus?

- Start with Institutional Research.
- In the academic departments that have learning placements.
- Document your approach to ensure consistency each year.

Out-of-State Learning Placement Reporting




Criteria for Inclusion

Report out-of-state placements that meet *all* the following criteria:

1. The placement is outside the “home state” of the SARA institution;
2. The placement involves the physical presence of the student at the out-of-state location(s);
3. The placement is an activity required for degree completion or professional licensure;
4. The placement is offered for credit and/or offered for a fee; and
5. The placement started between January 1, 2018, and December 31, 2018.

Out-of-State Learning Placement Reporting




Example #1

Three University of Texas at El Paso (UTEP) nursing students each do a single clinical rotation at each of two hospitals in Las Cruces, New Mexico, and one rotation at a hospital in Phoenix, Arizona.

UTEP would report three placements in New Mexico and three placements in Arizona, all under CIP code 51, Health Professions and Related Programs.

Out-of-State Learning Placement Reporting




Example #2

A student at University of Colorado at Denver (UCD) participated in an OOSLP in spring 2018 under CIP code 13 in Arkansas; this same student then participated in another OOSLP in fall 2018 under CIP code 46 in Washington.

UCD would report two placements, one in each state. If both learning placements were in the same state, both placements would be reported, one under each CIP Code.

Out-of-State Learning Placement Reporting



NC-SARA Annual Out-of-State Learning Placements Reporting (DEV)

Page 2

Institution

CIP Code By State

CIP Type

State

Enrollment Number

[Add another CIP/State Enrollment](#)

Previous Page

Next Page

[Need assistance with this form?](#)

Out-of-State Learning Placement Reporting




CIP Code By State

CIP Type	State
Agriculture, Agriculture Operations, and Related Sciences	Alabama
Enrollment Number	
10	
	Remove
CIP Type	
Education	
State	Enrollment Number
Alabama	5
	Remove
CIP Type	
Engineering	
State	Enrollment Number
Alaska	25
	Add another CIP/State Enrollment

Previous Page


Next Page

Out-of-State Learning Placement Reporting



Comments

Out-of-State Learning Placement Reporting



Confirmation and Authorization

* Name

* Title

* Email

OPEID

IPEDS Institution Number

* Sector

* If this report included branch campus activity select Yes below ⓘ


I Agree

By checking this box, your institution agrees to 1) the terms noted in the published [NC-SARA Data Sharing Agreement, found here](#) and 2) I understand that by leaving a field blank I acknowledge that the value will be read as zero.

Save and Return


Save, Submit and Lock Data

Frequently Asked Questions




- What if my institution doesn't report to IPEDS?
 - ✓ Report as if you do.
- How do we report Military Students?
 - ✓ Report *where* the military student is taking the course.
- Do ED delays/changes affect NC-SARA annual data collection?
 - ✓ No.
- What definition of “distance education” should we use?
 - ✓ Use IPEDS definitions.

Questions from Participants



Resources



Mary Larson

mlarson@nc-sara.org

Marianne Boeke

mboeke@nc-sara.org

Terri Taylor Straut

Terri@AscensionConsultingGroup.com



NC-SARA Website: www.nc-sara.org